

915E

EXCAVATOR

Engine

Cummins QSB4.5 Tier 4 Final

Gross Power

121 hp (90 kW)

Operating Weight

35,935 lb (16,300 kg)

Bucket Capacity

0.47 yd³ (0.36 m³)

Maximum Digging Depth

19 ft 3 in (5,870 mm)



LIUGONG



TOUGH WORLD. TOUGH EQUIPMENT.

915E SPECIFICATIONS >>>

ENGINE

Emissions rating	EPA Tier 4 Final / Stage IV
Make	Cummins
Model	QSB4.5
Gross power	121 hp (90 kW) @ 2,200 rpm
Net power	113 hp (84.3 kW) @ 2,200 rpm
Peak torque	347 lb-ft @ 1,500 rpm (470 N-m @ 1,500 rpm)
Number of cylinders	4
Displacement	275 in ³ (4.5 L)

DRIVE AND BRAKES

Max. travel speed	High: 3.7 mph (6.0 km/h) Low: 2.2 mph (3.5 km/h)
Max. drawbar pull	27,876 lbf (124 kN)

UNDERCARRIAGE

Shoe width, triple grouser	24 in (600 mm)
Track shoe each side	46
Bottom rollers each side	7
Top rollers each side	1

HYDRAULIC SYSTEM

Main pumps total flow	2 x 31.7 gal/min (120 L/min)
Max. relief pressure, implement	4,975 psi (34.3 MPa)
Max. relief pressure, power boost	5,410 psi (37.3 MPa)

REFERENCE ARM

Arm length	9 ft 6 in (2.9 m)
Arm digging force, ISO - Power boost	15,737 lbf (70 kN)

WORKING RANGES

Max. digging depth	19 ft 3 in (5,870 mm)
Max. digging reach at ground level	28 ft 3 in (8,620 mm)
Max. digging depth 2.4 m (8 ft) level bottom	18 ft 7 in (5,670 mm)
Max. digging height	29 ft 8 in (9,040 mm)
Max. dumping height	21 ft 7 in (6,590 mm)
Max. vertical wall digging depth	16 ft 11 in (5,160 mm)

BUCKET PERFORMANCE

Bucket capacity	0.47 yd ³ (0.36 m ³)
Bucket digging force, ISO - Power boost	21,784 lbf (96.9 kN)

SERVICE CAPACITIES

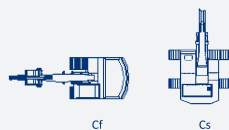
Fuel tank	65 gal (245 L)
Engine oil	2.9 gal (11 L)
Final drive (each)	0.66 gal (2.5 L)
Swing drive	0.79 gal (3.0 L)
Cooling system	5.5 gal (21 L)
Hydraulic reservoir	42.3 gal (160 L)
DEF tank	4.5 gal (16.9 L)

SWING SYSTEM

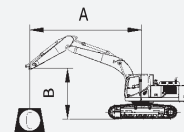
Swing speed	12.9 rpm
Swing torque	59,595 lb-ft (80,800 N-m)

915E WITH 600 MM (24.0 IN) SHOES, 2.9 M (9 FT 6 IN) ARM

- A: Reach from swing center
- B: Bucket hook height
- C: Lifting capacity
- Cf: Rating over front
- Cs: Rating over side



Conditions:
 Boom length: 15 ft 1 in (4.6 m)
 Arm length: 9 ft 6 in (2.9 m)
 Counterweight: 5,071 lb (2,300 kg)
 Shoes: 24.0 in (600 mm)
 Bucket: SAE 0.47 yd³ (0.36 m³), 860 lb (390 kg)

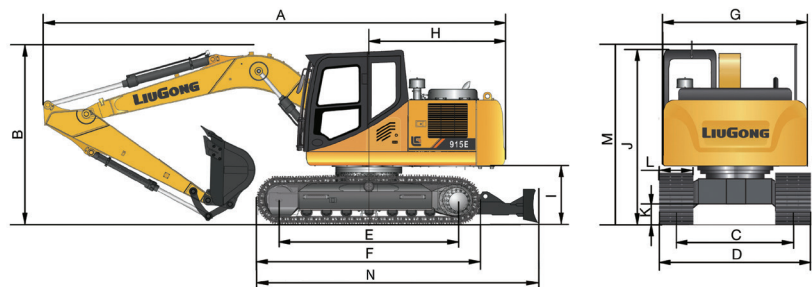


BLADE DOWN

A Reach: m (ft)

B: Height (ft)		1.5 m (5 ft)		3 m (10 ft)		4.5 m (15 ft)		6 m (20 ft)		MAX REACH		
		Cf	Cs	Cf	Cs	Cf	Cs	Cf	Cs	Front	Side	Distance
20 ft	lb					*5,975	*5,975			*3,351	*3,351	17 ft 1 in
15 ft	lb					*6,482	*6,482	*4,497	*4,497	*3,240	*3,240	20 ft 3 in
10 ft	lb			*11,133	*11,133	*8,003	7,408	*6,724	4,519	*2,756	*2,756	22 ft 3 in
5 ft	lb			*16,292	13,735	*9,899	6,923	*7,496	4,321	*4,806	3,505	22 ft 3 in
0 ft	lb			*18,254	13,095	*11,177	6,570	*8,025	4,145	*3,748	3,395	22 ft 3 in
-5 ft	lb	*12,147	*12,147	*17,461	13,029	*11,244	6,460	*7,826	4,101	*6,482	3,902	20 ft 3 in
-10 ft	lb	*19,290	*19,290	*14,639	13,228	*9,634	6,526			*7,804	5,225	17 ft 1 in

1. * Indicates the load is limited by hydraulic capacity rather than the tipping capacity.
2. The above loads are in compliance with the ISO 10567 hydraulic rating standard. They do not exceed 87% of the hydraulic lifting capacity of 75% tipping load.
3. Rating at bucket lift hook.



LiuGong Construction Machinery N.A., LLC

22220 Merchants Way, Suite 100, Katy, Texas 77449
 T: (281) 579-8882 F: (281) 579-8388
 www.liugongna.com

10/2018 Designed by LiuGong

Specifications and designs are subject to change without notice. Machines shown may include optional equipment.