

950E

EXCAVATOR

Engine

Cummins QSG12 Tier 4 Final

Gross Power

400 hp (298 kW)

Operating Weight

108,467 lb (49,200 kg)

Bucket Capacity

2.88 yd³ (2.2 m³)

Maximum Digging Depth

25 ft 9 in (7,860 mm)



 **LIUGONG**



TOUGH WORLD. TOUGH EQUIPMENT.

950E SPECIFICATIONS >>>

ENGINE	
Emissions rating	EPA Tier 4 Final / Stage IV
Make	Cummins
Model	QSG12
Gross power	400 hp (298 kW) @ 2,100 rpm
Net power	378 hp (282 kW) @ 2,100 rpm
Peak torque	1,500 lb-ft @ 1,400 rpm 2,034 N-m @ 1,400 rpm
Number of cylinders	6
Displacement	720 in ³ (11.8 L)

DRIVE AND BRAKES	
Max. travel speed	High: 3.4 mph (5.5 km/h) Low: 2.1 mph (3.3 km/h)
Max. drawbar pull	71,939 lbf (320 kN)

UNDERCARRIAGE	
Shoe width, triple grouser	31.5 in (800 mm)
Track shoes each side	51
Bottom rollers each side	9
Top rollers each side	2

HYDRAULIC SYSTEM	
Main pumps total flow	2 x 100 gal/min (380 L/min)
Relief pressure, implement	4,685 psi (32.3 MPa)
Relief pressure, power boost	5,120 psi (35.3 MPa)

REFERENCE ARM	
Arm length	11 ft 1 in (3.38 m)
Arm digging force, (ISO) - Power Boost	64,745 lbf (288 kN)

WORKING RANGES	
Maximum digging depth	25 ft 9 in (7,860 mm)
Maximum digging reach at ground level	38 ft 9 in (11,810 mm)
Maximum digging depth 2.4 m (8 ft) level bottom	25 ft 4 in (7,715 mm)
Maximum digging height	35 ft 5 in (10,785 mm)
Maximum dumping height	24 ft 8 in (7,520 mm)
Maximum vertical wall digging depth	21 ft 1 in (6,435 mm)

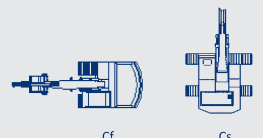
BUCKET PERFORMANCE	
Bucket capacity	2.88 yd ³ (2.2 m ³)
Bucket digging force, (ISO) - Power Boost	50,582 (225 kN)

SERVICE CAPACITIES	
Fuel tank	172 gal (650 L)
Engine oil	9.0 gal (34 L)
Final drive (each)	4.0 gal (15 L)
Swing drive	2 x 1.4 gal (5.3 L)
Cooling system	8.7 gal (33 L)
Hydraulic reservoir	77 gal (290 L)
DEF tank	15.0 gal (56.8 L)

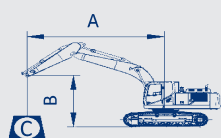
SWING SYSTEM	
Swing speed	8.5 rpm
Swing torque	165,300 N-m (121,919 lb-ft)

950E WITH 800 MM (31.5 IN) SHOES, 3.38 M (11 FT 1 IN) ARM

- A: Reach from swing center
- B: Bucket hook height
- C: Lifting capacity
- Cf: Rating over front
- Cs: Rating over side



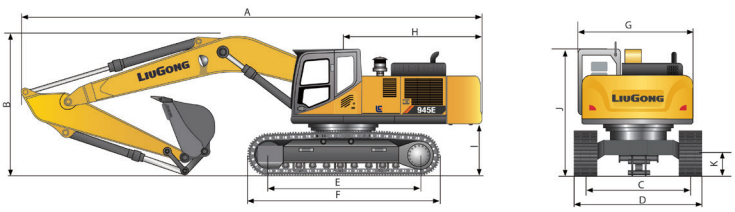
Conditions:
 Boom length: 23 ft 2 in (7.06 m)
 Arm length: 11 ft 1 in (3.38 m)
 Counterweight: 19,842 lb (9,000 kg)
 Shoes: 800 mm (31.5 in) triple grouser
 Bucket: SAE 2.2 m³ (2.88 yd³) 2,092 kg (4,612 lb)



A Reach: m (ft)

B: Height (ft)		3 m (10 ft)		4.5 m (15 ft)		6 m (20 ft)		7.5 m (25 ft)		9 m (30 ft)		MAX REACH		
		Cf	Cs	Cf	Cs	Cf	Cs	Cf	Cs	Cf	Cs	Front	Side	Distance
25 ft	lb											*19,423	*19,423	28 ft 6 in
20 ft	lb							*25,287	24,471	*23,391	18,519	*20,679	17,262	30 ft 8 in
15 ft	lb			*42,108	*42,108	*32,276	*32,276	*27,183	23,656	*24,163	18,166	*20,437	15,719	32 ft 6 in
10 ft	lb			*50,265	45,724	*36,244	30,798	*29,299	22,752	*25,199	17,703	*22,289	15,013	33 ft 1 in
5 ft	lb			*48,017	41,403	*39,088	29,432	*30,975	21,958	*26,014	17,262	22,289	14,793	33 ft 1 in
0 ft	lb			*47,906	42,880	*40,080	28,660	*31,724	21,407	25,860	16,953	22,730	15,035	32 ft 6 in
-5 ft	lb	*35,274	*35,274	*50,442	42,968	*39,066	28,417	*31,151	21,186	*25,221	16,865	*23,259	15,829	31 ft 2 in
-10 ft	lb	*55,490	*55,490	*45,327	43,475	*35,957	28,594	*28,660	21,319			*23,237	17,813	28 ft 6 in
-15 ft	lb	*45,040	*45,040	*37,280	*37,280	*29,961	29,211	*22,597	21,936			*21,980	21,583	25 ft 0 in

1. * Indicates the load is limited by hydraulic capacity rather than the tipping capacity.
2. The above loads are in compliance with the ISO 10567 hydraulic rating standard. They do not exceed 87% of the hydraulic lifting capacity of 75% tipping load.
3. Rating at bucket lift hook.



DIMENSIONS			
A	39 ft 7 in (12,062 mm)	G	10 ft 5 in (3,170 mm)
B	12 ft 1 in (3,690 mm)	H	11 ft 11 in (3,640 mm)
C	9 ft 0 in (2,740 mm)	I	4 ft 4 in (1,324 mm)
D	11 ft 7 in (3,540 mm)	J	10 ft 10 in (3,307 mm)
E	14 ft 0 in (4,257 mm)	K	1 ft 9 in (532 mm)
F	17 ft 3 in (5,256 mm)		31.5 in (800 mm)

LiuGong Construction Machinery N.A., LLC

22220 Merchants Way, Suite 100, Katy, Texas 77449
 T: (281) 579-8882 F: (281) 579-8388
 www.liugongna.com

Specifications and designs are subject to change without notice. Machines shown may include optional equipment.